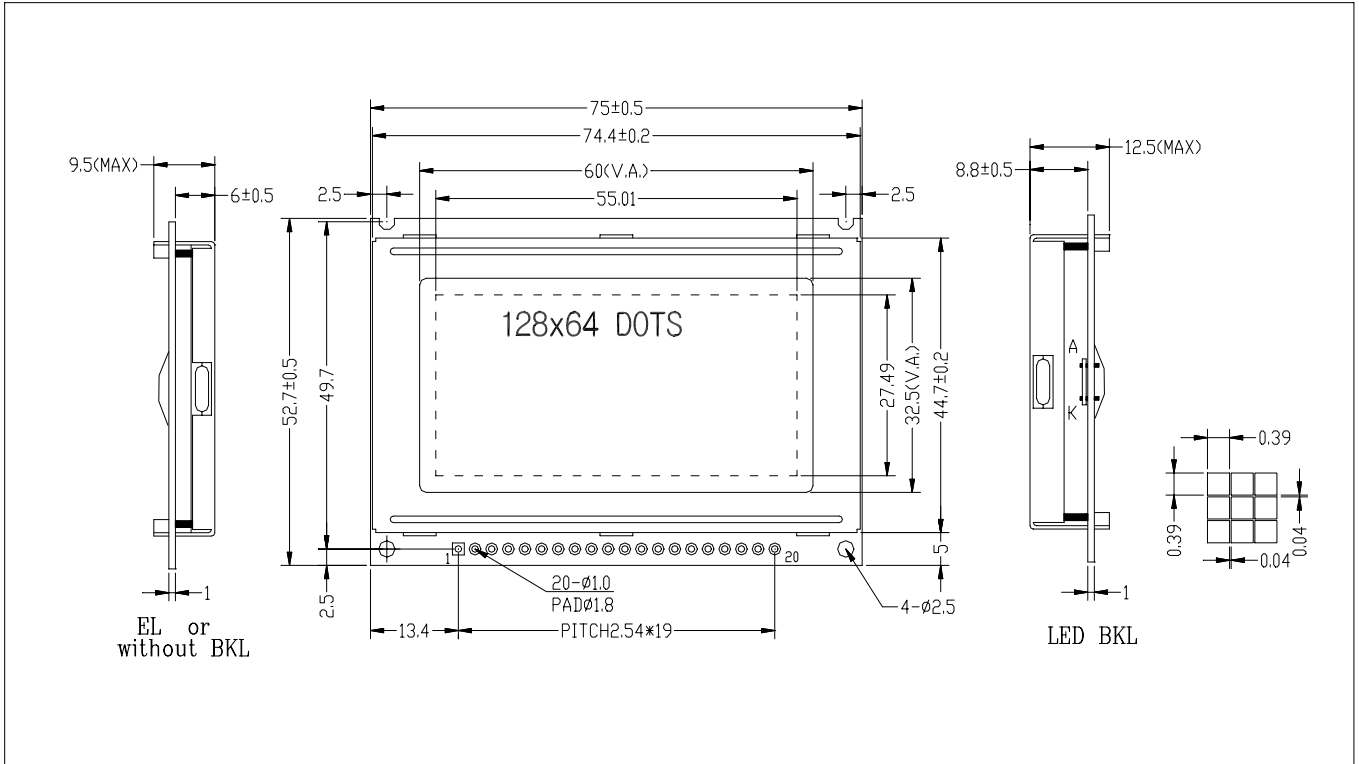


ATM12864H SERIES-----GRAPHIC DOT MATRIX LCD MODULES

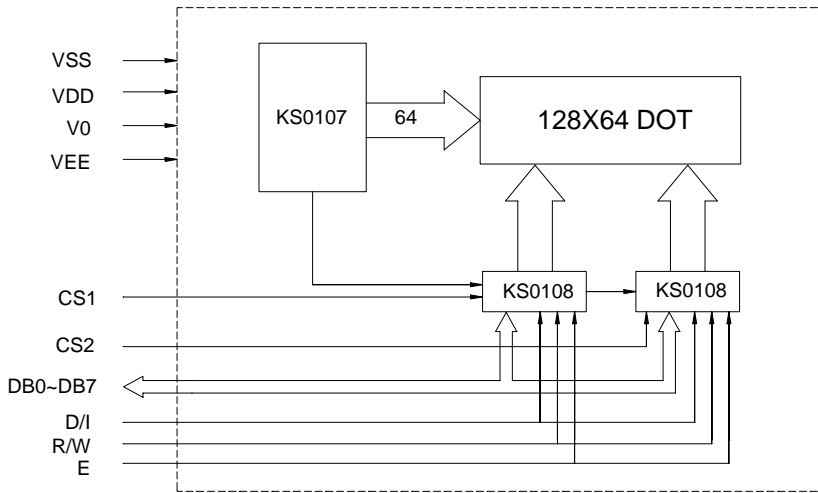
- * 128 x 64 Dots
- * View Angle (6:00)
- * 1/64 Duty, 1/9 Bias
- * LED Backlight (Yellow green)

- * Transflective
- * STN (Yellow green)
- * Controller/Driver (S6B0107)
- * Operating Temp (- 20 ~70)

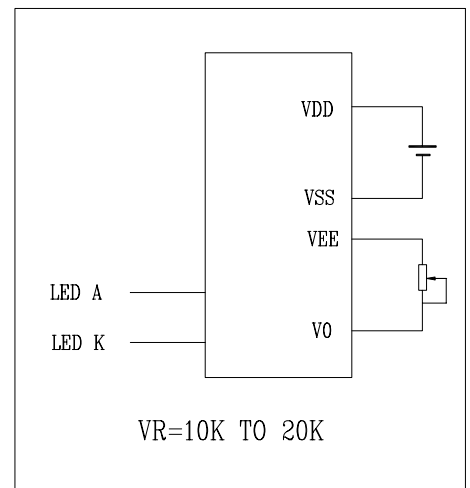
External Dimensions



Block Diagram



Power Supply



Mechanical Specifications

Electrical Specifications

Item	Description(mm)	Item	Symbol	Min	Typ	Max	Unit
Size	75.0(L)x52.7 (W)x12.5(H)	Supply Voltage for Logic	VDD	4.7	5.0	5.5	V
V.A	60.0(L)x32.5(W)	Supply Voltage for LCD	VLCD		9.5		V
Dot Pitch	0.43x0.43	Supply Current for Logic	IDD		8.0		mA
Dot Size	0.39x0.39	Supply Current for LED	IF			240	mA

Interface Signals---- J1

Pin	Symbol	Level	Description	Pin	Symbol	Level	Description
1	VDD	0V	Supply Voltage for Logic	14	RST	H/L	Reset
2	VSS	+5V	Ground	15	R/W	H/L	H: Data Read L: Data Write
3	V0	--	Operating Voltage for LCD	16	D/I	H/L	H: Data Input L: Instruction Code Input
4~11	DB0~DB7	H/L	Data Bus Line	17	E	H/L	Enable Signal
12	CS1	H/L	Chip Selection for IC1	18	VEE	--	Negative Voltage Output
13	CS2	H,H-L	Chip Selection for IC2	19~20	LED	--	A:+4.2V K:GND

